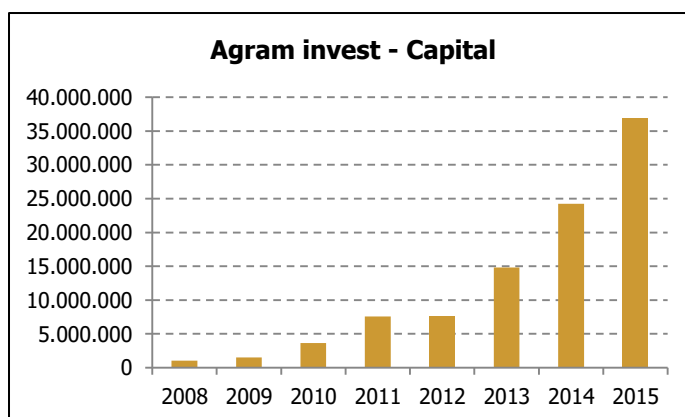
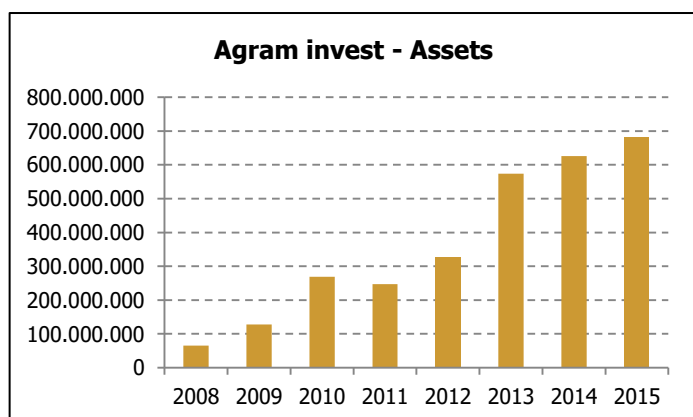
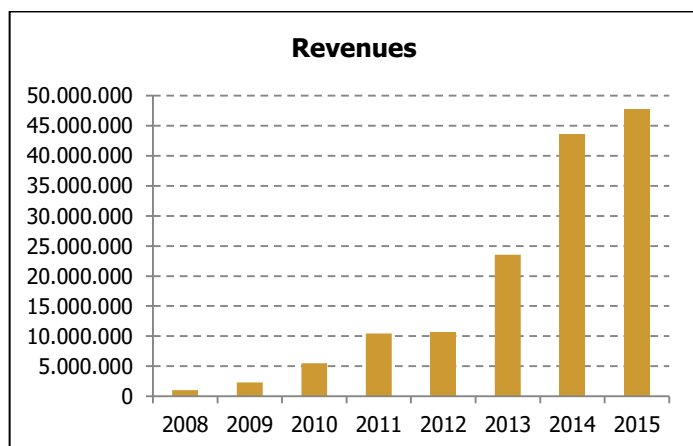


Agram invest Inc. - Financial Overview



Operational highlights 2015

- Revenues in 2015 are slightly stronger YoY (up 10% to 47,7 million HRK)
- Earnings before taxes are slightly lower YoY, but roughly at the same high level (19,15 million HRK)
- Total assets rose 9% YoY (to 681 million HRK)
- Annual turnover at the company's bank account – 4,6 billion HRK

Our performance in 2015

We delivered another year of significant progress and strong results.

ROA	2,25%
ROE	46,15%
Gross profit margin	51,88%
Net profit margin	40,20%

Operational highlights 2014

- Reported revenue growth of 85% YoY (43,52 million HRK)
- Earnings before taxes growth of 82% YoY (20,4 million HRK)
- Total assets under our management rose 9% YOY (to 625,7 million HRK)
- Annual turnover at the company's bank account – 3,1 billion HRK

Operational highlights 2013

- Reported revenue growth of 120% YoY (23,5 million HRK)
- Earnings before taxes growth of 122% YoY (11,2 million HRK)
- Total assets under our management rose 75% YOY (to 573,5 million HRK)
- Annual turnover at the company's bank account – 1,5 billion HRK

Contacts

Ivan Krivičić, President of the Management board, +385 1 554 5552, ivan.krivicic@agram-invest.hr

Tihomir Antunović, Member of the Management board, +385 1 554 5555, tihomir.antunovic@agram-invest.hr

Dragan Klarić, Head of Front Office, +385 1 554 5561, dragan.klaric@agram-invest.hr

Back Office, +385 1 554 5557, backoffice@agram-invest.hr